

Online Moisture and Temperature Measurement for Solids

PROCESS MONITORING SYSTEMS FOR SOLIDS

Product Information



FEATURES:

- **With flow detection and process temperature measurement**
- Online instant and accurate moisture measurement
- Online process/material temperature measurement
- High temperature and Ex versions
- Maintenance-free



certificated
according to **ATEX**

TECHNOLOGY

USE

M-Sens 3 is especially designed for continuous moisture measurement of solids during batching. This includes as well discontinuous measurement.

M-Sens 3 is used for online moisture measurement of:

- all types of dust, powder, granulates and other bulk solids
- in different mounting positions

M-Sens 3 is also designed to indicate material flow. The sensor offers an instant and accurate process material temperature. The Flow detection feature allows you to be sure that material is effectively flowing in your process. This increases the validity of the moisture measurement and allow you to quickly detect process failure such as defective screw conveyor, clogging, etc. via an alarm.

M-Sens 3 is characterized by its uncomplicated installation as well as by its simple calibration. Due to its

hygrostability and its resistance to mechanical shocks and abrasion the entire sensor is very fail-safe and allows a long service life. The sensor window is protected by a ceramic disc being very resilient with regard to abrasion and pressure.



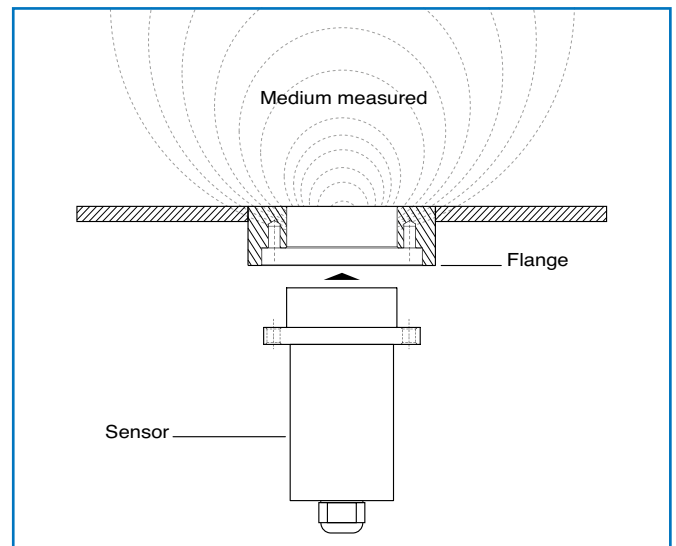
FUNCTION

The M-Sens 3 sensor functionality is based on precise high-frequency measurement and direct digitalization of measured values, where from results a high resolution. As the materials surface and capillary moisture influences strongly its specific conductive capacity, the moisture can be measured exactly by a constant averaged bulk density.

The calibration can be done very simply by the operator by pressing the button and entering the referenced moisture contents. In this context it is convenient that measured value fluctuations by bulk density variations are balanced by an internal filter function. Additionally, measured value fluctuations by temperature variations are compensated automatically by the sensor.

The temperature measurement is calibrated in factory, and doesn't need any additional operation from use.

The Flow Detection function is able to provide you an alarm in case of caking in front of sensor, and therefore increase the validity of the measurements.

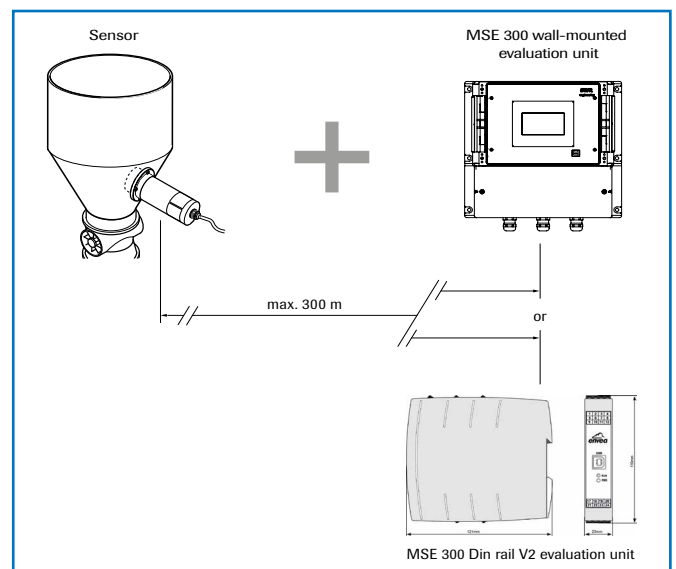


SYSTEM

A complete measurement unit consists of the following components:

- welding flange
- 1 to 3 sensors, each with a 2 m connection cable
- MSE 300 evaluation unit in a wall-mounted housing or a DIN Rail format unit.
- C1-Box for the connection between sensor(s) and evaluation unit

The sensor probe is connected to the evaluation unit by a shielded, 4-wired cable. The maximum distance between the two components can be up to 300 m.

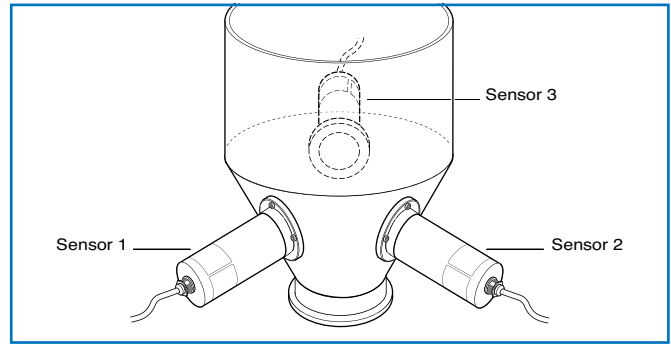


APPLICATION

USING OF MORE THAN 1 SENSOR

Due to the use of up to 3 sensors, connected to a MSE 300 evaluation unit, induced measurement inaccuracies, caused by the materials inhomogeneity, can be reduced.

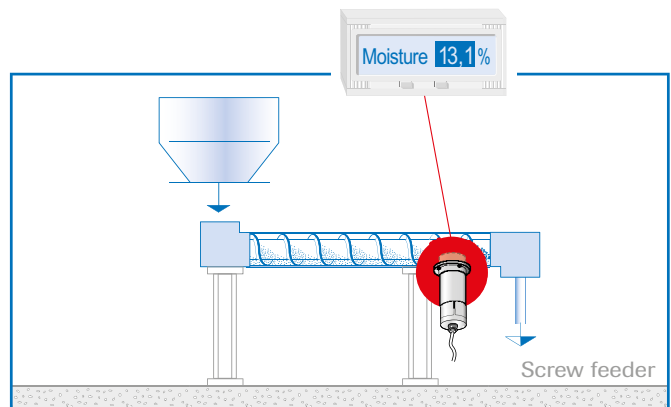
At the same time there is reduction of the influence of bulk density variations which normally exist over the whole measurement zone.



APPLICATION EXAMPLES

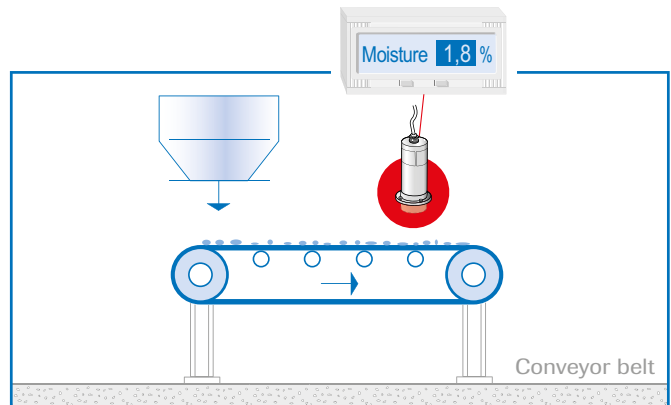
• Installation in screw feeders

The installation of a moisture sensor in screw feeders proved to be very advantageous, since the material passes by the sensor window in even intervals and with relatively constant bulk density.



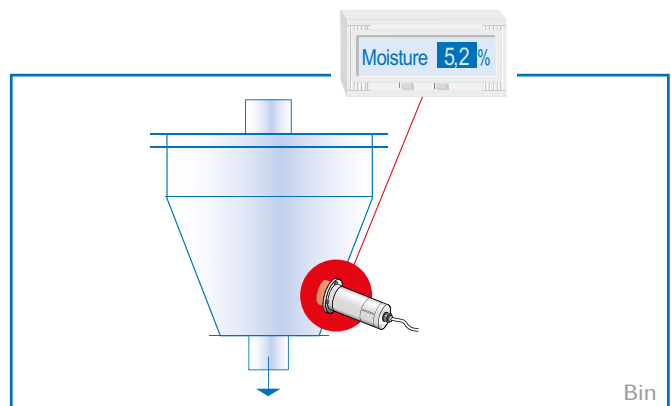
• Installation on conveyor belts

By means of the online moisture measurement of solids on a conveyor belt, the operator can react in due time if the material is too humid or too dry. In consequence, plugging of subsequent aggregates can be prevented.



• Installation in bins

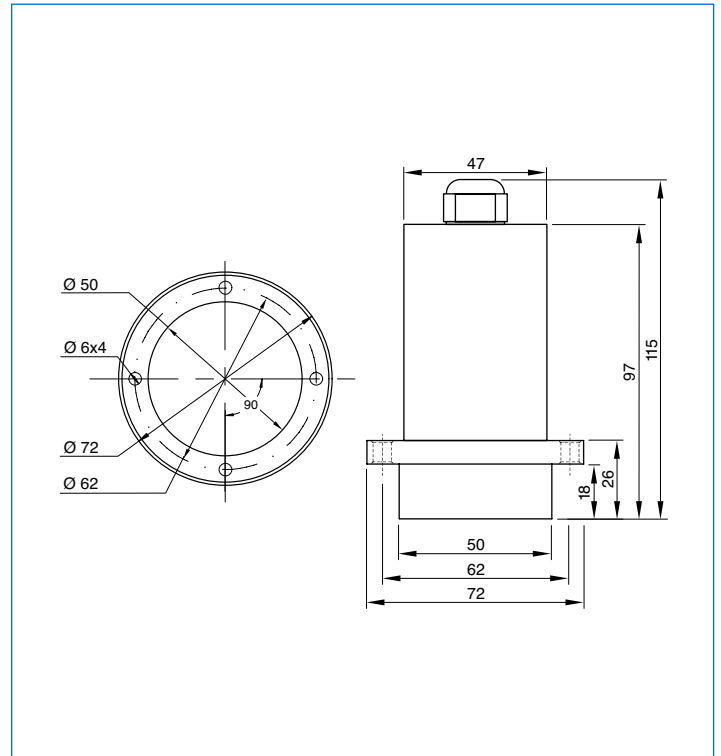
Another installation alternative is to mount a sensor at a bins outlet. Due to constant bulk density in case of a filled bin, the sensor finds an almost unchanging measuring field for monitoring the residual moisture. Thus, M-Sens 3 avoids that too damp material reaches the next production level or arrives into the loading.



TECHNICAL DATA

Sensor

Housing material	Stainless steel 1.4571
Sensor surface	Ceramic
Ex-protection (optional)	Zone 20 (Dust), Zone 0 (Gas)
Protection category	IP 67 according to EN 60529
Ambient temperature	0 ... +80 °C, optional 120 °C
Working pressure	Max. 10 bar
Power consumption	0.6 W
Response time	0.1 sec
Weight	Approx. 1000 g
Measuring range	0 ... 65 % residual moisture (depending on material)
Temperature measurement	0 ... +120 °C ± 0,6 °C (typical) betw. 0 and +120 °C ± 1 °C (Max.) betw. 0 and +70 °C ± 2 °C (Max.) betw. 0 and +120 °C
Flow Detection alarm	YES
Accuracy	0.1 % absolutely in the calibrated measuring range
Connection cable	shielded cable 4-wired, 0.25 mm ²



Evaluation unit (DIN Rail)

Power supply	24 V DC ± 10 %
Power consumption	20 W / 24 VA
Protection type	IP 40 to EN 60 529
Ambient operating temperature	-10 ... +45 °C
Dimensions	23 x 110 x 121 mm (W x H x D)
Weight	Approx. 190 g
DIN rail fastening	DIN 60715 TH35
Connection terminals cable cross-section	0.2 - 2.5 mm ² [AWG 24-14]
Current output	2 x 4 ... 20 mA (0 ... 20 mA), load < 500 Ω (Active)
Interface	ModBus RTU (RS 485) / USB
Pulse output	Open Collector - max. 30 V, 20 mA
Relay contact	Max. rated load: 250 V AC Max. peak current: 6 A Max. rated load 230 V AC: 250 VA Max. breaking capacity DC1: 3/110/220 V: 3/0.35/0.2 A Min. switching load: 500 mW (10 V / 5 mA)
Data backup	Flash Memory

Evaluation unit (field housing)

Power supply	110 / 230 V AC 50 Hz (optional 24 V DC)
Power consumption	20 W / 24 VA
Protection type	IP 65 to EN 60 52910.91
Ambient operating temperature	-10 ... +45 °C
Dimensions	258 x 237 x 174 mm (W x H x D)
Weight	Approx. 2.5 kg
Interface	RS 485 (ModBus RTU) / USB
Cable screw connectors	3 x M20 (4.5 - 13 mm Ø)
Connection terminals cable cross-section	0.2 - 2.5 mm ² [AWG 24-14]
Current output	3 x 4 ... 20 mA (0 ... 20 mA), load < 500 Ω (Active)
Pulse output	Open Collector - max. 30 V, 20 mA
Relay contact	Max. rated load: 250 V AC Max. peak current: 6 A Max. rated load 230 V AC: 250 VA Max. breaking capacity DC1: 3/110/220 V: 3/0.35/0.2 A Min. switching load: 500 mW (10 V / 5 mA)
Data backup	Flash Memory

